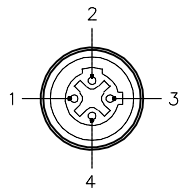


FEMALE END VIEW

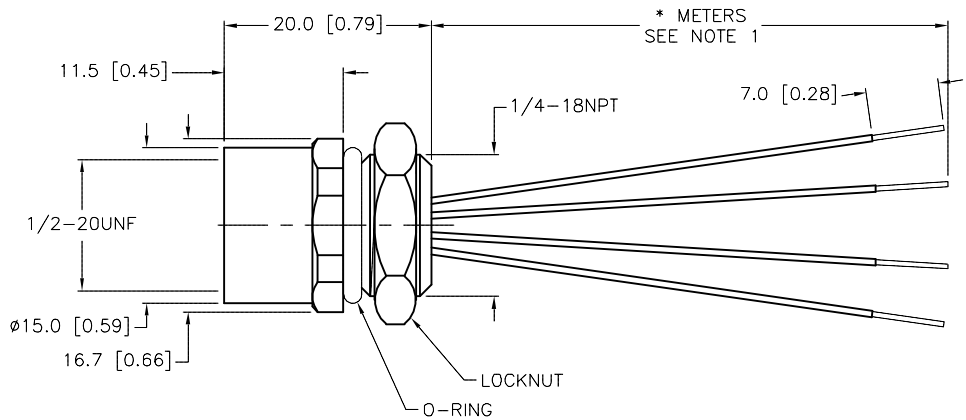


- 1 = RED/BLACK
- 2 = RED/WHITE
- 3 = RED
- 4 = GREEN/YELLOW



SPECIFICATIONS

CONTACT CARRIER MATERIAL/COLOR	NYLON/BLACK
CONTACT MATERIAL/PLATING	BRASS/GOLD
HOUSING MATERIAL/FINISH	STAINLESS STEEL/PASSIVATED
O-RING MATERIAL	BUNA-N
RATED CURRENT [A]	4.0 A
RATED VOLTAGE [V]	250 V
CONDUCTOR INSULATION MATERIAL	PVC
NUMBER OF CONDUCTORS [AWG]/LENGTH	4x22 AWG
TEMPERATURE RATING	-40°C to +105°C (-40°F to +221°F)
PROTECTION CLASS	NEMA 1,3,4,6P AND IEC IP67, IP68, IP69K



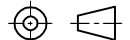
CABLE LENGTH	TOLERANCE *
ALL LENGTHS	+ 4% (OR 50mm) OF LENGTH - 0% (OR 0mm) OF LENGTH WHICHEVER IS GREATER
STRIP LENGTH	TOLERANCE *
0-7mm	±0.5mm
8-29mm	±1.0mm
30-49mm	±2.0mm
50-69mm	±3.0mm
70-100mm	±4.0mm
OVER 100mm	±5.0mm

* UNLESS OTHERWISE SPECIFIED

SOURCE DRAWING - FOR REFERENCE ONLY

NOTES:

1. "*" INDICATES LEAD LENGTH IN METERS. CONTACT TURCK TO ORDER SPECIFIC LENGTHS.

RELATED DOCUMENTS 1. 2. 3. 4.	3RD ANGLE PROJECTION		THIS DRAWING IS CONFIDENTIAL AND THE PROPERTY OF TURCK INC. USE OF THIS DOCUMENT WITHOUT WRITTEN PERMISSION IS PROHIBITED.	<div><div>TURCK</div><div>3000 CAMPUS DRIVE MINNEAPOLIS, MN 55441 1-800-544-7769 (763) 553-7300 (763) 553-0708 fax www.turck.us</div></div>			
MATERIAL	ALL DIMENSIONS DISPLAYED ON THIS DRAWING ARE FOR REFERENCE ONLY	DRFT	JB	DATE	11/02/01	DESCRIPTION FKBV 4-*/18.25	
SEE SPECIFICATIONS		APVD		SCALE	1=.7		
FINISH		CONTACT TURCK FOR MORE INFORMATION	UNIT OF MEASUREMENT			IDENTIFICATION NO.	REV C
SEE SPECIFICATIONS			MILLIMETER [INCH]				
		DO NOT SCALE THIS DRAWING			FILE: 777006576	SHEET 1 OF 1	